

# REPLACE

## REPLACEMENT WINDOWS AND PATIO DOORS





# TABLE OF CONTENTS

- 4-5. Overview of Product Lines
- 6-7. Hardware, Grille and Trim Options
- 8-9. Glass and Glazing Options
- 10-11. Double Hung Windows
- 12-13. Single Gliding Windows
- 14-15. Casement and Awning Windows
- 16-17. Sliding Doors
- 18-19. Hinged Doors
- 20. Specialty Shapes Windows
- 21. Measuring for Replacement Windows
- 22-23. HomeCare® Warranty

# The Quality You Expect. The Options You Want. A Price You Like. Exclusively at Menards®.

It's time. You've tolerated those outdated, rotted, drafty windows long enough. No more propping a window open. Put an end to sticky windows. Crestline's Replacement Windows and Doors make it easy. These units insert into your existing window frame leaving the surrounding walls and trim intact. And because they match our new construction windows, you can install matching full-frame replacement windows when your frames may be damaged. With Crestline®, replacing your windows won't be a major home overhaul.



## Trouble Free

Maintenance-free exteriors eliminate the need for scraping and painting exteriors. Reliable operating systems deliver years of trouble-free use. Sturdy construction limits warping, twisting or broken pieces. Peace of mind...included with every Crestline product.

## Beautiful

Gone will be chipped or discolored sash and hardware. In their place, pristine new windows and patio doors. Multiple styles. Custom shapes. Color choices and several grille options. Crestline's replacement products improve your home's appeal in relatively little time.

## Increased Comfort

Weather-tight seals. Advanced glass technology to minimize heat and cold transfer from the outside in, and reduce condensation. With optional Zo·e·shield™, Crestline products are among the most energy efficient available and protect your home's interiors from sun-induced fading.



## At-a-Glance Product Offering

Crestline replacement products offer a range of window and door styles and options to create a fresh new look for your home or simply to replace your leaky, outdated windows. Refined design details, like a contoured profile, give Crestline products an upscale, architecturally correct appearance. Installation aides and finishing accessories save you installation time and hassles.



# Select 300 Vinyl Replacement Windows and Patio Doors

Select 300 replacement products are made to last and look good doing it. Fusion-welded corners mean these windows can withstand years of use. No-maintenance SelectVinyl exteriors save you time and deliver a color-fast appearance. Sturdiness you can feel; beauty you can appreciate.

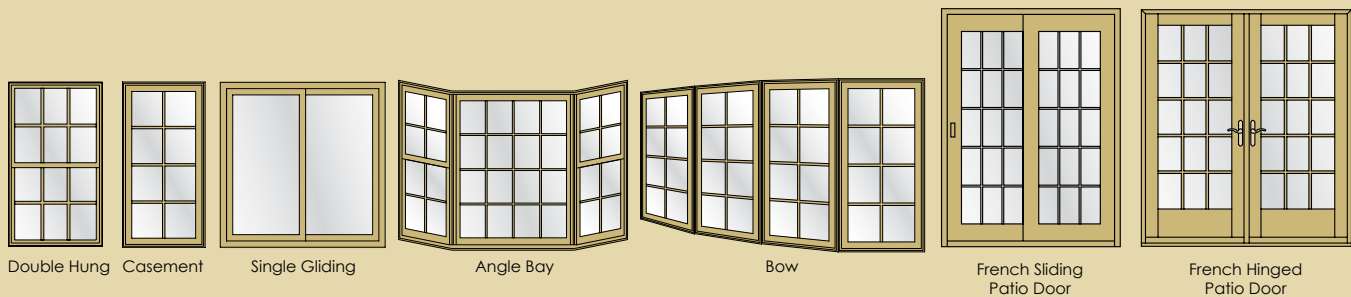
All of our products are backed by our 20/10 HomeCare® Limited Lifetime Warranty. See page 22 for more details.



## Crestline Select 300 Replacement Windows and Patio Doors Product Line Offering
















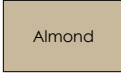
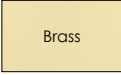




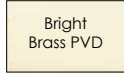
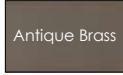
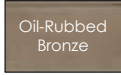
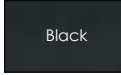
Window Styles	Select 300 Replacement
Double Hung	<input checked="" type="checkbox"/>
Single Hung	<input checked="" type="checkbox"/>
Casement/Awning	<input checked="" type="checkbox"/>
Single Gliding	<input checked="" type="checkbox"/>
Bow and Bay	<input checked="" type="checkbox"/>
Specialty Shapes	<input checked="" type="checkbox"/>

Patio Door Styles	Select 300 Replacement
Traditional Sliding Patio Door	<input checked="" type="checkbox"/>
French Sliding Patio Door	<input checked="" type="checkbox"/>
Center-Hinged In-Swing Patio Door	<input checked="" type="checkbox"/>
French Hinged Patio Door	In-Swing, Out-Swing




# The Finishing Touches — Options


Create your own brand new look. Update a generic look with Crestline's options in colors, hardware and grilles. Crestline makes it easy.

Options	Select 300 Vinyl Replacement							
Interiors*								
Exteriors*								
Grilles								
Window Hardware*								
Sliding Patio Door Hardware*								
Hinged Patio Door Hardware*								

## Grille Pattern Options



Prairie and Colonial Patterns



Custom Patterns



Shown: Select 300 Replacement Double Hung Windows with Colonial-Pattern Grilles in Airspace

# Your Choice in Energy Savings

Glass (often called glazing) is the single most important factor in a window or patio door's energy efficiency and ability to keep your home comfortable. Nice to know Crestline's advanced glazing systems are the best available.



## Zo·e·shield™

### The World's Best Energy Glass™ System

Zo·e·shield 5 achieves excellent energy efficiency ratings by using an exclusive combination of components. It can save you up to 15-16% in energy costs\* compared to standard insulated glass while protecting your interiors from sun-induced fading.




## Real Warm Edge® Spacer

Crestline's warm edge spacer system bonds the two panes of insulated glass together. This non-metallic spacer limits the amount of heat or cold that passes through the glass, making your home more comfortable, reducing condensation and the possibility of mold.



Conventional all-metal spacer allows heat loss through the edge of the glass.



Crestline's warm edge insulated glass system minimizes heat loss and condensation.

## EasyCare®

### Keeping Windows Cleaner, Longer

Standard on any Crestline products ordered with Lo-E or Zo·e·shield glazing, EasyCare glass makes the exterior of the glass smoother, causing water and dirt to run right off.



Untreated Glass



EasyCare Glass



Crestline Windows and Doors manufactures products meeting and exceeding Energy Star ratings for every climate zone.

\*Savings are relative to a double-pane clear glass window. Based on a national average size house (2,300 sq. ft., 2-story) with 18% window-to-floor area ratio, 15% shade usage, gas heat and electric air conditioning. Long-term national average energy prices of \$1 per therm for natural gas and \$0.09 per kWh electric. Actual savings will vary by climate regions, house type, homeowner operational characteristics, and local energy prices.





**Shown:** Select 300 Replacement Double Hung Windows with Simulated Divided Lites in a Colonial Pattern, Topped by a Half Circle Transom

## Crestline Select 300 Replacement Windows and Patio Doors Glass and Glazing Options

### Glazing: 3/4" Warm Edge

Standard Options	Zo-e-shield™ 5 EasyCare® Lo-E <sup>2</sup>	Sun140 Lo-E <sup>2</sup>
Additional Options	Tempered Obscure Bronze-Tint	Gray-Tint High-Altitude Glass

# Double Hung Windows

Our most popular windows. It's plain to see why. They're easy to operate, tilt in for cleaning from the inside and they have attractive design details not found on competitive products. You'll be pleased with the quality, design and operation of Crestline's replacement single and double hung windows.



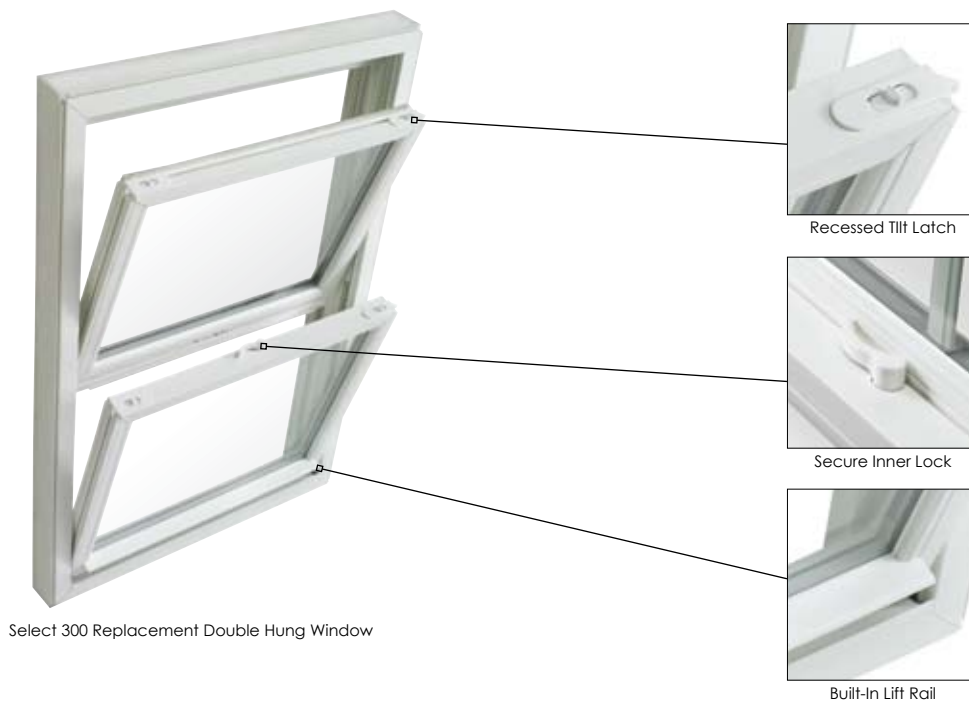
# Stunningly Accommodating.

## Smooth Mechanics

Tired of windows that won't open or won't stay open? Crestline's double and single hung windows have dependable block-and-tackle balance systems that ensure the windows slide up with little effort and stay put. The easy-tilt sash make it easy to clean the windows' exteriors from the inside. Night latches allow sash to remain slightly open for ventilation while limiting full operation.

## Made to Fit

Each Crestline replacement window is sized to fit your existing window frame precisely. The compression jamb system with removable jamb liners provides flexibility for the sash in the frame. Even if your frame is a bit out of plumb, the sash will fit the frame and provide a weather-tight seal.



Two-Wide Double Hung



Three-Wide Double Hung




Double Hung Triple Picture




Oriel Style



Cottage Style



Picture Bay



Angle Bay

# Single Gliding Windows

Crestline's versatile replacement gliding windows ensure many years of trouble-free use and superior energy efficiency. You can rest easy knowing these windows are built well and will perform to your standards.



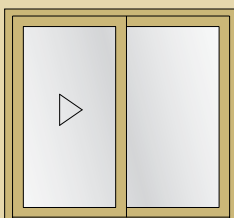
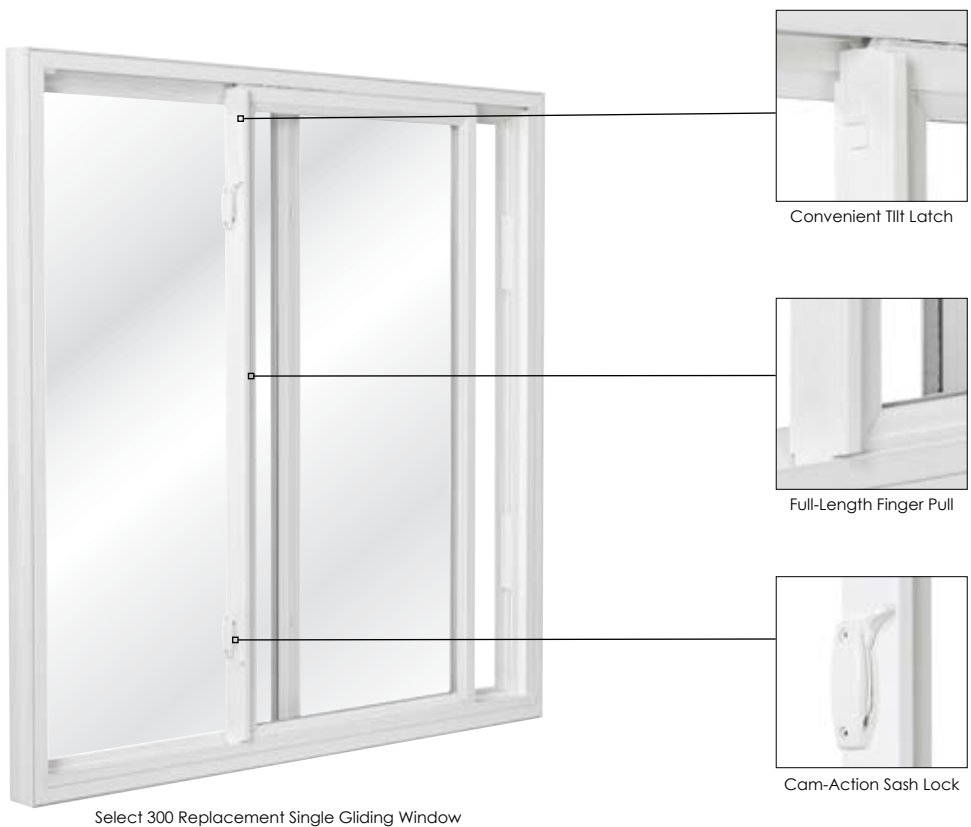
# Superior Engineering. Charming Appeal.

## Clear Views


The replacement gliding windows' sleek design makes the most of your views. Low-profile cam-action locks and full-length finger pulls built into the windows' sash let you see past the hardware. If you want your windows to attract a little attention, Optically Divided Lite grilles offer an affordable cut-glass look without disrupting your views.

## Weather-Tight Design


The replacement gliding windows' distinctive sill helps protect the window and the surrounding wall from water damage by draining water through a small weep hole in the exterior of the frame. Full perimeter Mylar weather stripping and a compression jamb system provide a weather-tight seal while still allowing the sash to easily insert into the jamb and slide freely.



Standard Operation



End Vent



End Vent (Equal Lite)

All units viewed from exterior.

## Casement and Awning Windows

If your casement or awning windows have broken operators, are stuck shut or haven't been cleaned in years, you'll appreciate replacements from Crestline. The casements open wide to allow cleaning from the inside and the dependable operators will stand up to years of use. The no-maintenance exteriors never need painting, so you don't have to worry about painting them shut.



# Classic Style. Designed for Today.

## Refined Features

Crestline's casement and awning replacement windows have beveled sash and frame profiles for a charming, traditional look. Concealed hinges won't interrupt your views. Single-throw, multi-point locks are convenient and pull the sash tightly to the frame when they're closed. Color-coordinated hardware and grille choices give your windows a consistent, inviting appearance.

## Special Configurations

Crestline Replacement Windows can update unique window configurations, even two, three, four and five-wide configurations or a breakfast nook shaped by bow or bay windows. Bow windows feature any combination of fixed or operating casements. Bay windows are available with either double hung or casement windows in 30 degree or 45 degree angles.



Select 300 Replacement Casement Window



Multi-Point Locks



Roto-Operator with Folding Handle




Select 300 Replacement Awning Window

### AVAILABLE CASEMENT CONFIGURATIONS:


- Mulled Units
- Pictures
- Triple Flanker Pictures
- 30° and 45° Bay Windows
- Stacked Units
- Transoms
- Bow Units

### AVAILABLE AWNING CONFIGURATIONS:


- Awning Pictures



Triple Flanker Picture Casement



Three-Wide Casement



Bow Casement

# Sliding Doors

No matter which Crestline replacement sliding door style you choose, you'll be pleased with the way it looks, operates and improves your home's energy efficiency. The more glass you have, the more important it is to use The World's Best Energy Glass™ System, Zo-e-shield, to keep your heating and cooling costs controlled.





# Made for You. Made for Living.

## Durable

Heavy-duty construction, hardware and mechanics ensure Crestline replacement sliding doors will withstand years of the kids, dogs and the grillmaster's coming and going. Long-lasting adjustable tandem rollers help the doors glide effortlessly across the sturdy Lexan® panel track. A mill finish aluminum sill outside and a solid hardwood threshold inside are rot resistant and ensure a weather-tight seal. With a performance upgrade, Select 300 replacement units can meet design pressure ratings of 50 p.s.i. (DP50) for more protection from high winds.

## Energy Efficient

Can you feel a breeze through your current patio door when it's closed? Does the sun shining through the door heat up the house? Crestline's energy efficient glass options with a Real Warm Edge® spacer sealing together the two panes of glass, keep outside temperatures where they belong — outside. Multiple weather stripping systems, and weather-tight construction further the reliability of Crestline's replacement patio doors — whether you have a 5'0" x 6'8" or an 8'0" x 8'0" door.



Select 300 Replacement French Sliding Door



Standard Exterior Handle Set



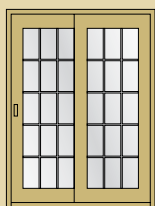
Tandem Rollers




Reinforced Steel Frame



Fusion-Welded Corners



French Sliding



Traditional Sliding



Sliding Door Handle in White\*



Sliding Door Handle in Tan\*



Sliding Door Handle in Polished Brass\*




Sliding Door Handle in Cameo\*

\*Choose from four handle finishes in the Select 300 Replacement Patio Door product line. See page 6 for all available options.

## Hinged Doors

Crestline replacement hinged doors attract attention. Their superior craftsmanship, fine lines, intricate design details and upscale options enhance an entrance. Almost makes you forget they serve a purpose.



**Shown:** Select 300 Replacement French Single-Panel Out-Swing Door with Simulated Divided Lites in a Colonial Pattern

# Resourceful yet Graceful.

## Stunning Design


Side-hinged or center-hinged, Crestline replacement doors are simply beautiful. They'll quickly bring a tired room alive with character, light and warmth. The wide bottom and top rails of French-style doors are just part of the allure. Rich hardware finishes, upscale options and sleek profiles are details you and your guests won't overlook.

## Reliable

Crestline replacement doors are as reliable as they are beautiful. Tempered glass on every door prevents glass from shattering and dampens outside noise. Multi-point locking systems hold the door securely in place when it's closed. Adjustable hinges keep the doors swinging smoothly, even if settling or humidity ever affect the walls.



Select 300 Replacement Single-Panel In-Swing Hinged Door



Adjustable Hinges




All-Metal Handle Set




Multi-Point Lock



Fusion-Welded Corners



French Single-Panel In-Swing    French Single-Panel Out-Swing



Center-Hinged In-Swing    French Two-Panel In-Swing    French Two-Panel Out-Swing



Hinged Door  
Traditional Handle Set\*



Hinged Door  
Contemporary Handle Set\*

\*Choose from eight handle finishes in the Select 300 Replacement Patio Door product line. See page 6 for all available options.

## Specialty Shaped Windows

Uniquely shaped windows can be updated with Crestline Replacement Windows. Our custom capabilities can match your existing octagon, triangle or circle-shaped windows. Since our replacement windows and new construction windows match, you can replace a room's old windows and add a new view all at the same time.



# Measuring for Replacement Windows

Ask a Menards sales associate for an order/measurement worksheet to record your rough opening dimensions.

## Measure Your Existing Window Openings.

The frame of your existing window must be square, plumb and level for the new unit to be properly inserted into the existing frame. The opening also must be structurally sound.

### As you measure, remember:

All Crestline Replacement Windows are custom-built. Round your measurements to the nearest 1/8". Always use the smallest width and height measurements for each window you plan to replace.

### 1. Determine the Width

- From inside your home, measure horizontally from the innermost points between the existing frame. (Remove any existing balance systems.) Do NOT measure from the parting stops or blind stops.
- Always measure the width of the window in three different places – at the top, middle and bottom.
- Write the smallest of these three numbers on the order form.

### 2. Determine the Height

- Measure vertically from the innermost points between the head jamb and the highest points on the sill plate.
- Measure the height in three different places – the left side, right side and in the center.
- Write the smallest of these three numbers on the order form.

### 3. Determine the sill pitch using one of the following methods:

- Raise the bottom sash and place a carpenter's protractor on the sill. Read the angle and record it on your form.
- Or, place a carpenter's square tight against the corner of the sill, with the vertical leg parallel to the sash. At the 3" mark of the horizontal leg, use a ruler to measure the distance from the bottom of the square to the top of the sill. Refer to the diagram at right for sill angle.

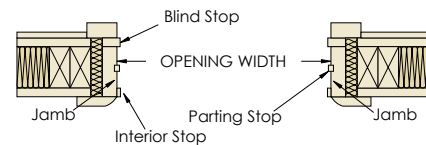


Figure 1: Opening Width  
Top view, inside of home

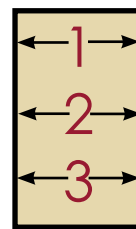


Figure 2: Width  
Measure top, middle and bottom

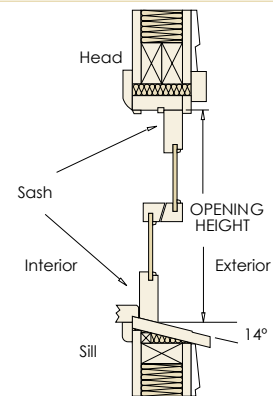


Figure 3: Opening Height  
Side view

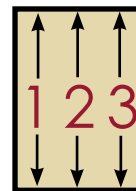


Figure 4: Height  
Measure left, right and center

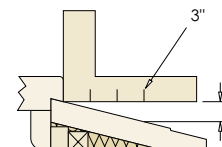


Figure 5: Sill Pitch  
Using carpenter's square

Measured Distance	7/32"	1/4"	5/16"	3/8"	7/16"	1/2"	
Sill Angle	10°	11°	12°	13°	14°	15°	16°

Standard sill is 14°. Other sill angles are available, but must be specified.

Be sure to double check your measurements or have another person verify your measurements. Inaccurate measurements could result in a window that will not fit into the existing opening. Because all Crestline replacement windows are made to your specifications, they are not returnable.

# Crestline's HomeCare Limited Warranty

Subject to the conditions, exclusions and limitations that follow, SNE Enterprises, Inc. ("SNE") warrants its Crestline® products, including Select™ 100, 200, 300, 500, Wood Primed and Clad, and Replacement Windows and Doors to be free from defects in material and workmanship as follows:

## Insulated Glass Hermetic Seal – Lifetime

SNE warrants the insulated glass, if any, against failure of the hermetic seal for as long as the first purchaser who purchases the product(s) for purposes other than resale (the "First Purchaser") retains ownership of the property in which the products were first installed. During the first ten (10) years after the date of manufacture, SNE's obligations under this warranty shall be limited to, at its option, repair or replacement of the insulated glass only (FOB the original point of delivery), or refund of the original purchase price of the insulated glass. After ten (10) years from the date of manufacture, SNE's obligations under this warranty shall be limited to granting a pro-rata credit against the then current list price of comparable new replacement insulated glass. Such credit shall be computed on the basis of the number of years from the date of manufacture as follows:

Years From Date of Manufacture	Amount of Credit
11 to 15	50%
16 to 18	30%
19 to lifetime	10%

This warranty does not apply to, and SNE will not be liable for, glass cracking, shattering, breaking or scratching, however caused, minor imperfections that do not affect the product's integrity or obscure vision, minor variations in glass color, failures caused by the application of films or decorations, or to any installations where loading applied to the unit could be expected to exceed the structural performance rating of the unit without prior approval of design by SNE. This warranty also will not apply to any installations at any altitude over 3,500 feet above sea level unless breather tubes have been installed. Any Low-E glass units for installations at an altitude over 3,500 feet, or any glass having breather tubes, will not be argon filled.

An inert gas may migrate from any insulated glass unit. Accordingly, the effectiveness of an inert gas is not warranted.

Condensation on the interior (room side) glass surface or on the interior surface of storm combination units is a sign of high humidity. It is not a product defect.

## Vinyl Main Frame, Sash and Exterior Cladding – Lifetime

SNE warrants its Crestline vinyl main frame, sash and exterior cladding, if any, to be free from defects in material and workmanship and to not rot, rust, crack, pit, corrode, peel, blister or flake for as long as the First Purchaser retains ownership of the property in which the product(s) were first installed. SNE's obligations under this warranty shall be limited to, at its option, the repair or replacement of the vinyl main frame, sash or exterior cladding, or the refund of the original purchase price of any vinyl main frame, sash or exterior cladding which it determines to be defective in material or workmanship or that has rotted, rusted, cracked, pitted, corroded, peeled, blistered or flaked under normal use and service. Decisions as to whether to repair, replace, or refund shall be made by SNE, in its sole discretion.

## Aluminum Clad – Five Years Wood Primed – One Year

SNE warrants that its Crestline aluminum clad product lines, and all parts thereof, and all primed wood casement and awning gear operators and handles which open and close the window sash, shall be free from defects in material and workmanship for a period of five (5) years from the date of manufacture. SNE warrants that its Crestline wood primed (unclad) products, and all parts thereof, except those referred to above, shall be free from defects in material and workmanship for a period of one (1) year from the date of manufacture. For any products or parts determined by SNE to contain defects in material or workmanship, SNE will, at its option, repair the product or parts at no charge, or provide replacements at no charge, or refund the original purchase price of the product or part containing the defect. Decisions as to whether to repair, replace, or refund shall be made by SNE, in its sole discretion.

## Millwork, Metal, Nylon, Vinyl, Screens, Storms and Other Accessories – Lifetime

Millwork, metal, nylon, vinyl, screens, storms and other accessory parts of Crestline's products shall be free from defects in material and workmanship for as long as the First Purchaser retains ownership of the property into which the products were first installed. During the first five years from the date of manufacture, SNE's obligation under this warranty shall be limited to, at its option, repair or replacement of the part(s) only or refund of the original purchase price of the part(s). Thereafter, SNE's obligation shall be limited to, at its option, refunding the original purchase price of any part(s) or supplying the replacement part(s) at a price equal to 50% of the then current list price of comparable replacement parts.

## Limitations

This Crestline HomeCare Limited Warranty applies only to the First Purchaser as defined above and is nontransferable.

This warranty applies only to products finished, installed, maintained and operated in accordance with SNE's instructions.

Replacement products or parts will be the closest equivalent current products or parts and may not exactly match the original. Replacements will be delivered to the original point of purchase, with no shipping charges. Supplying replacement products or parts shall not extend the time period of the warranty and the replacement products or parts shall be warranted only to the extent of the un-expired portion of the warranty period on the originally purchased product or part. If shipment direct to the First Purchaser is requested, normal shipping and handling charges will apply. In cases relating to hardware, the First Purchaser will be invoiced for the replacement hardware at the list price and appropriate credit will be issued when the defective hardware has been returned to SNE.

Natural variations in color or texture of woods are not defects. We suggest that all millwork be inspected upon arrival and before installation and finishing. A good quality top coat of paint, sealer or varnish must be applied to all exposed wood surfaces. The top coat should be applied as recommended by the paint manufacturer. This warranty will not apply if a good quality top coat is not applied within thirty (30) days after purchase. It is the First Purchaser's responsibility to properly care for and protect woodwork against moisture or excessive dryness. This warranty will not apply if the woodwork is not so protected.

Screens are for insect protection only and are not meant to provide safety protection.

SNE will not, under any circumstances, be responsible for installation, repainting, refinishing or other similar activities necessary to complete any replacement. It will be the First Purchaser's responsibility to arrange for and pay for installation, repainting, refinishing or other similar activities necessary to complete any replacement.

Weathering is normal and does not indicate a product defect and therefore is not covered by this warranty.

SNE may require proof of the date of purchase of any product, so you should retain your sales slip or invoice.

Painting or staining of vinyl parts or weatherstrip of Crestline products will void any warranty with respect to the related window or door product.

The performance of windows and doors may be affected by factors beyond SNE's control, such as handling and installation, construction details of the building, exposure conditions, maintenance, normal wear and tear, migration of inert gas from the insulated glass unit and the like. Ratings (for example, R or U-values, infiltration tests, etc.) are for comparison purposes only. While SNE products are manufactured to meet or exceed published ratings it is not possible to guarantee that they will meet or exceed those ratings after they have been installed, and this is specifically excluded from this warranty.

This warranty does not cover:

- a. Crestline products that are installed with parts (whether manufactured by SNE or by others) that have not been approved by SNE for installation with that product,
- b. Crestline products that are stacked or mulled with half circles, direct-sets or transoms manufactured by others.

## General Provisions

SNE makes no warranties which cover installation of units in a sloped or non-vertical position, discoloration of non-visible parts, or failures or operating difficulties due to accident, acts of God, abuse, misuse, alteration, misapplication, faulty building construction or design, exposure to the elements, improper or insufficient handling, storage, installation, maintenance or service including, but not limited to, obstruction of weep holes. Also excluded from the above warranties are failures or operating difficulties resulting from use of expanding foam insulation or incompatible sealant or cleaning agent, exposure to corrosive, unusual, harmful or aggressive substances, fumes or condensates (including exposure within 2 miles of salt water), subjection to abnormal stress from localized application of heat, excessive vibration or movement of buildings or foundations or to other abnormal physical stress or use in ships, boats, watercraft vehicles, trailers, campers, saunas, swimming pools, greenhouse enclosures or other high humidity areas. Selection and purchase of Crestline products which conform to all applicable building codes and local ordinances is the sole responsibility of the architect, building contractor or homeowner and SNE assumes no responsibility for compliance or for calculation and design of support mullions, structural support, or flashing required for installation. Consult with your local building code officials and/or a qualified contractor, architect or engineer for specific requirements.

Warping of a door shall not be deemed to be a product defect unless the warping is in the door panel itself and then only if the warping is more than one quarter inch. The amount of warp shall be determined by placing a taut wire or string or straightedge across the face of the installed door panel thought to be concave and measuring the amount of warp at the point of the greatest distance between the bottom of such wire, string or straightedge and the face of the door panel. SNE may, at its option, defer action on a warping claim for a period of not more than one (1) year from the date of the claim to permit the door panel to adjust to temperature and humidity in its installed position. SNE does not warrant any swing patio door with a rough opening height of greater than 6' 11" against warping or air or water infiltration unless Crestline's multi-point lock system is used with the door.

The warranties provided hereunder shall not apply:

1. When SNE is furnishing units or components in a size which is greater in width or greater in height than the largest size shown for that species in Crestline's printed price catalog.
2. To any units or components installed in a structure that does not permit appropriate drainage of moisture, such as an exterior insulation and finish system or synthetic stucco without a properly engineered drainage system. In these cases, there shall be no warranty of any kind, whether implied or otherwise.

THE EXPRESS WARRANTIES SET FORTH HEREIN ARE IN LIEU OF ALL OTHER WARRANTIES, EXPRESSED OR IMPLIED, INCLUDING, WITHOUT LIMITATION, ANY AND ALL WARRANTIES OF MERCHANTABILITY OR FITNESS FOR A PARTICULAR PURPOSE. ALL SUCH OTHER WARRANTIES, TO THE EXTENT PERMITTED BY LAW, ARE HEREBY DISCLAIMED AND EXCLUDED BY SNE. ANY IMPLIED WARRANTIES WHICH ARE NOT EXCLUDED HEREBY DUE TO OPERATION OF LAW ARE LIMITED IN DURATION TO THE PERIOD OF COVERAGE OF THE EXPRESS WARRANTY PROVIDED HEREIN FOR THE PRODUCT OR PART WARRANTED. THE REMEDIES SET FORTH ABOVE ARE THE SOLE AND EXCLUSIVE REMEDIES PROVIDED HEREUNDER, AND SNE SHALL NOT BE LIABLE FOR COSTS OF SHIPPING, APPLICABLE TAXES OR ANY OTHER INDIRECT, SPECIAL, INCIDENTAL OR CONSEQUENTIAL DAMAGES, INCLUDING, BUT NOT LIMITED TO, THE PAYMENT OF ANY COSTS OR EXPENSES OF DISASSEMBLY, REMOVAL OR REINSTALLATION OF ANY PRODUCT OR PART, INCLUDING, WITHOUT LIMITATION, THE INSULATED GLASS, ANY COSTS OR EXPENSES RELATING TO PAINTING, STAINING OR ANY OTHER ACTIVITY NECESSARY IN FINISHING THE REINSTALLATION, OR DAMAGE OR LOSS TO OTHER PROPERTY.

Some states do not allow limitations on how long an implied warranty lasts, so the above limitation on the duration of any implied warranties not excluded hereby, due to the operation of law, may not apply to you. Some states do not allow the exclusion or limitation of incidental or consequential damages, so the exclusion of incidental and consequential damages may not apply to you. This warranty gives you specific legal rights, and you may also have other rights which vary from state to state. NO DISTRIBUTOR, SALESPERSON, DEALER OR OTHER REPRESENTATIVE OF CRESTLINE® PRODUCTS HAS THE AUTHORITY TO ALTER OR CHANGE THESE WARRANTIES OR TO MAKE ANY OTHER WARRANTY EITHER ORALLY OR IN WRITING.

To make a claim under this Crestline HomeCare Limited Warranty, you must contact the contractor who installed the product or the Crestline distributor or dealer from whom the product was purchased, or, if these persons are not known, contact:

Crestline® Warranty Customer Service  
880 South View Drive  
Mosinee, WI 54455  
1-800-826-5509

Please provide the following information:

- a. Your name, address, and telephone number.
- b. A description of the product for which the claim is being made.
- c. The date the product was purchased (or approximate date if exact date is not known).
- d. The name of the Crestline dealer/distributor from whom the product was purchased (if known).
- e. The nature of the product complaint.
- f. The coded information as stamped on the spacer between the panes of glass.

Effective January 1, 2008

# REPLACE

## REPLACEMENT WINDOWS AND PATIO DOORS



**Also Available from Crestline:**  
Wood Windows and Patio Doors  
Vinyl Windows and Patio Doors

Crestline Windows and Doors  
880 South View Drive  
Mosinee, WI 54455  
[www.crestlinewindows.com](http://www.crestlinewindows.com)  
Customer Service: 800-826-1630

© 2008 SNE Enterprises, Inc.  
Printed in the USA  
571661 2/08 RE 30M

Crestline reserves the right to change product materials, specifications and methods of manufacture without prior notice. Please verify unit dimensions and/or rough openings with your local **MENARDS**® store.